




- Rugged and Durable
- UL Recognized
- $\pm 2\%$  Accuracy F.S.
- Self-Shielded Meter Movements
- Custom Dials Available
- Built to ANSI C39.1 Specifications



Model Number	Size	Meter Movement
2123	3-1/2"	Annular
1327	3-1/2"	Annular
1329	4-1/2"	Annular
2124	4-1/2"	Annular

Responding to your process control metering needs, Simpson has expanded its panel meter product line to include 4-20 DC mA current loop, analog meters in our most popular styles: Wide-Vue and Century styles. Perfect for many process applications such as temperature, pressure and flow, these meters all have Simpson's magnetically self-shielded meter movement - where calibration is unaffected by stray magnetic fields or mounting - and are rated at  $\pm 2\%$

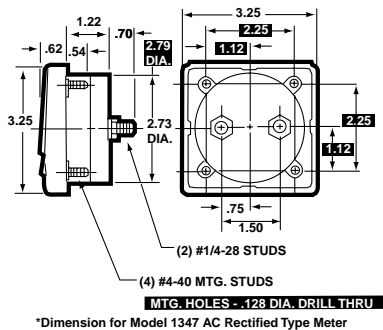
full scale (F.S.) accuracy. The Wide-Vue and Century styles feature dials with a 0 to 100% scale.

All Simpson panel meters can be tailored to fit your special application requirements with custom dials, etc. Bezel kits are also available for the 3-1/2" and 4-1/2" Wide-Vue panel meter to provide an alternative look and semi-flush mounting.

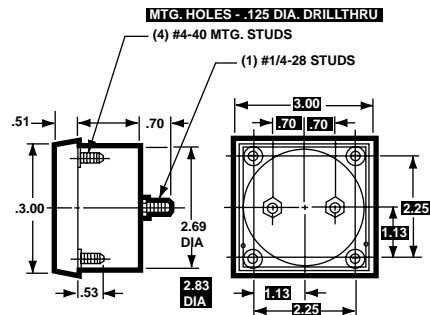
### Dimensions and Compatibility

**1** = Panel Meter Cut-out Dimensions

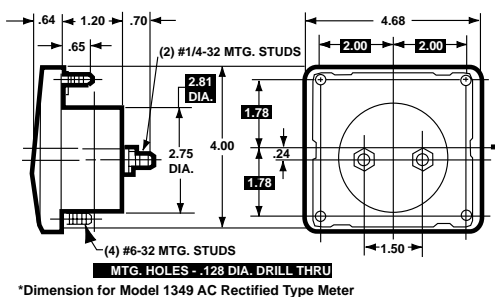
#### 3-1/2"-Model 1327 Wide-Vue



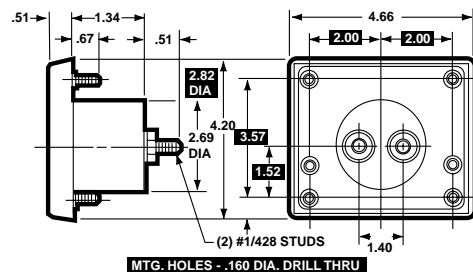
#### 3-1/2"-Model 2123 Century



#### 4-1/2"-Model 1329 - Wide-Vue



#### 4-1/2"-Model 2124 - Century



## Specifications

**Accuracy:** ±2% F.S.  
**Movement:** Model 3623: Shallow core magnet  
 All other models: Annular, self-shielding  
**Suspension:** Pivot and jewel  
**Tracking:** ±3%  
**Shielding:** Calibration is unaffected by magnetic panel mounting.  
**Response Time:** 1.5 seconds maximum  
**Overload (1 sec.):** 10 times F.S.  
**Overload (Continuous):** 1.5 times F.S.  
**Repeatability:** 2%  
**Dial:** Sharp clear scale. Each dial arc is calibrated to track the specific type of movement used.

**Case:** High density black phenolic  
 Model 3623: Die cast with phenolic inserts  
**Resistance:** ±15%  
**Operating Temperature:** -4°F to +149°F (-20°C to +65°C)  
**Pointer:** Models 1327, 1329: Spade pointer, with black matte finish  
 Models 2123, 2124: Knife-edge, with black matte finish.  
**Scale Length:** Model 1327: 3.04" (77.0mm)  
 Model 1329: 3.82" (97mm)  
 Model 2123: 2.75" (70mm);  
 Model 2124: 4.09" (104mm)  
**Net Weight:** Models 1327, 2123: 8oz (.23kg)  
 Models 1329, 3623: 9oz (.26kg)  
 Models 2124: 11oz (.31kg)

## Ordering Information

Size	Style	Model	Catalog No.
3-1/2"	Century	2123	35027
3-1/2"	Wide-Vue	1327	35025
4-1/2"	Wide-Vue	1329	35026
4-1/2"	Century	2124	35028

## Function Reference Table

For your convenience, the table below lists Wide-Vue models for other electrical monitoring functions and page reference.

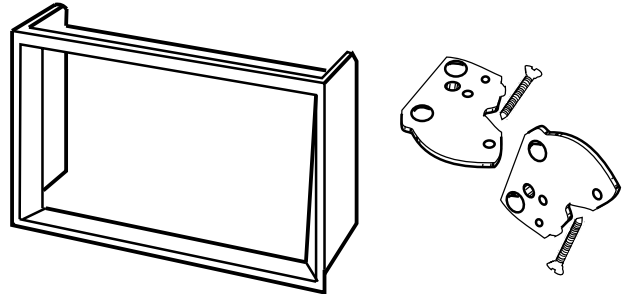
Function	Style	
	Wide-Vue	Century
AC Current	E11	E15
AC Voltage	E31	E35
DC Current	E51	E55
DC Voltage	E71	E75
Percent Motor Load	E97	E99
Watts	E105	E107

## Accessories

### Wide View Bezel Kits

Behind panel bezels are available for the 3-1/2" and 4-1/2" Wide-Vue style meters to give your equipment a modern appearance. Bezels are die cast with an attractive black satin finish and are designed for behind panel mounting on material thickness of 1/8" to 3/16". Bezel kits may be ordered separately for use with existing meters. All mounting hardware hardware and installation instruction are included.

Meter Size	For Models	Catalog No.
3-1/2"	1327	01253
4-1/2"	1329	01123



## Engineer's Notes

---



---



---



---



---



---



---



---



---



---